


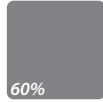

















































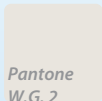






















## How to use the stock color chart.

Since vector images are composed of objects not pixels, you can change the color of individual objects without worrying about individual pixels. Coloring vector objects is similar to coloring with crayons in a coloring book. A drawing program will enable a user to click inside an object and define its color. A drawing program will also enable a user to define the color and width of lines. Coloring vector images is much easier than coloring bitmaps.

## Stock Color Inks (indicated pms# is for the closest match)

 Spot White <b>BRIGHT WHITE</b>	 15% <b>ASH GREY</b>	 30% <b>METAL GREY</b>	 45% <b>HEATHER GREY</b>	 60% <b>OXFORD GREY</b>	 75% <b>CHARCOAL GREY</b>	 90% <b>GRAPHITE GREY</b>	 100% <b>BLACK</b>
 670c <b>PALE PINK</b>	 211c <b>TRUE PINK</b>	 212c <b>HOT PINK</b>	 207c <b>RUBY</b>	 1797c <b>RED</b>	 209c <b>CARDINAL</b>	 505c <b>MAROON</b>	 229c <b>BURGUNDY</b>
 153c <b>TEXAS ORANGE</b>	 172c <b>ORANGE</b>	 021c <b>ATHLETIC ORANGE</b>	 137c <b>LIGHT ORANGE</b>	 7408c <b>TANGERINE</b>	 123c <b>ATHLETIC GOLD</b>	 108c <b>YELLOW</b>	 106c <b>CANARY</b>
 387c <b>SAFETY GREEN</b>	 367c <b>HOT/LIME GREEN</b>	 7494c <b>MINT GREEN</b>	 5777c <b>MOSS GREEN</b>	 377c <b>PEAR GREEN</b>	 5753c <b>FATIGUE GREEN</b>	 356c <b>KELLY GREEN</b>	 3425c <b>DALLAS GREEN</b>
 3435c <b>DARK GREEN</b>	 350c <b>FOREST GREEN</b>	 7476c <b>BLUE GREEN</b>	 7474c <b>TEAL</b>	 290c <b>SKY BLUE</b>	 304c <b>AQUA</b>	 284c <b>LIGHT BLUE</b>	 542c <b>COLUMBIA BLUE</b>
 286c <b>ROYAL BLUE</b>	 653c <b>STORM BLUE</b>	 Pantone REFLEX <b>REFLEX BLUE</b>	 296c <b>LIGHT NAVY</b>	 7547c <b>NAVY</b>	 828c <b>MICHIGAN BLUE</b>	 5425c <b>STONE WASH BLUE</b>	 2915c <b>BRIGHT BLUE</b>
 307c <b>TURQUOISE</b>	 7456c <b>PERIWINKLE BLUE</b>	 2635c <b>LAVENDER</b>	 814c <b>LIGHT PURPLE</b>	 2685c <b>PURPLE</b>	 2766c <b>INDIGO</b>	 Pantone VIOLET <b>VIOLET</b>	 7442c <b>LILAC</b>
 7449c <b>PLUM</b>	 400c <b>PEBBLE</b>	 468c <b>LINEN</b>	 4515c <b>TAN</b>	 730c <b>VEGAS GOLD</b>	 498c <b>COCOA</b>	 476c <b>BROWN</b>	 4625c <b>DARK BROWN</b>
 7527c <b>OFF WHITE</b>	 Pantone W.G. 2 <b>WARM GREY 2</b>	 Pantone W.G. 4 <b>WARM GREY 4</b>	 Pantone W.G. 6 <b>WARM GREY 6</b>	 Pantone W.G. 8 <b>WARM GREY 8</b>	 Pantone W.G. 10 <b>WARM GREY 10</b>	 <b>GOLD SHIMMER</b>	 <b>SILVER SHIMMER</b>

## Some Speciality Inks (extra charges apply)

 876c <b>GOLD METALLIC</b>	 877c <b>SILVER METALLIC</b>	 <b>3M REFLECTIVE</b>	 <b>GLOW ADDITIVE</b>	 Pantone CYAN <b>PROCESS CYAN</b>	 Pantone MAGENTA <b>PROCESS MAGENTA</b>	 Pantone YELLOW <b>PROCESS YELLOW</b>	 Pantone BLACK <b>PROCESS BLACK</b>
 <b>NEON YELLOW</b>	 <b>NEON PINK</b>	 <b>NEON ORANGE</b>	 <b>NEON GREEN</b>	 <b>NEON BLUE</b>	 <b>NEON PURPLE</b>		

\*\*For reference only. All colors refer to Pantone Matching System Coated stock. Colors will vary from monitor to monitor due to calibration settings. Please refer to an actual Pantone swatch book for accurate matching, or use the Pantone Color Chart to choose a non-stock color.\*\*